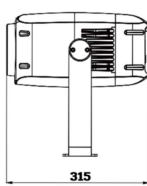
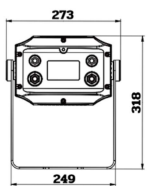


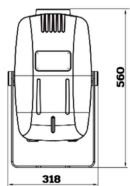
# NERO



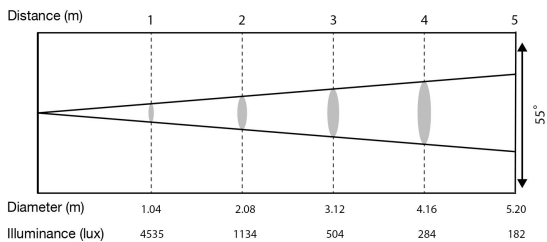
60W / 100W MODEL



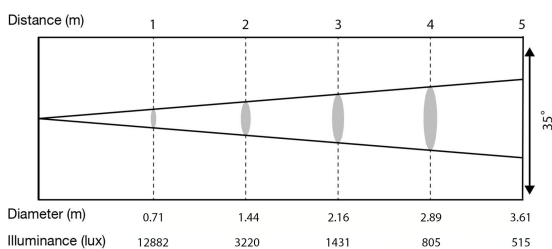
200W MODEL



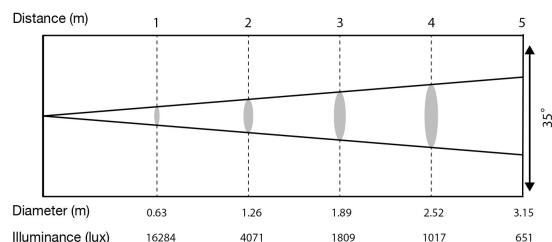
FULL 60W



FULL 100W



FULL 200W



## LED WATER PROJECTOR SURFACE TYPE

- Option for 60W 100W 200W
- Water Effect, Color Wheel
- Outdoor

### APPLICATIONS

Exhibition, Museum, Events, Club, Bar, Restaurant, Hotel, Mall, Architecture Outdoor



LED



WHITE



FIX BEAM



FOCUS



WATER  
EFFECT



DMX512



STAND  
ALONE



IP 65

### SPECIFICATIONS

**Housing :**

Magnesium-aluminium alloy

**Finishing :**

Grey, Black

**Power Consumption :**

60W, 100W, 220W

**Operating Voltage :**

100-240 V AC, 50-60 Hz

**Power Connection :**

Cable Connector IP

**Signal Connection :**

Signal Connector IP

**IP Ratings :**

65

**Weight (kg) :**

9.8 kg (60W, 100W) 12 kg (200W)

**Size (WxHxD) :**

398 x 273 x 165 mm (60W, 100W)

231 x 172 x 187 mm (200W)

**Source :**

LED-white-(60W/100W/200W)

**Lamp Color :**

7500K + 1 color wheel

**Beam Angle :**

35°, 55°, 80°, (60, 100W),  
35°, 45°, 60°, (200W),

**Control Gear :**

Built-in driver

**Control Mode :**

DMX512, Stand-alone

**Effect :**

Dimmer, Strobe, Color Wheel,  
Water Wheel

**DMX Channels :**

7 CH

**Accessories :**

Safety Sling (Include), Barndoor  
(Not Include)